

Advanced mechanical loading tests for different solar applications



The maturing solar industry is beginning to realise solar energy is a 20 to 25 year investment, where the reliability of a solar module is as important as, if not more important than, the power output. Therefore, quality solar manufacturers are starting to integrate reliability testing into the design process, and use the test results to iteratively fine tune module quality during mass production.

One aspect of module reliability is strength against external forces, usually in the forms of human handling, snow and wind. In order to characterise such external forces, quality labs have devised Mechanical Loading (ML), Inhomogeneous Mechanical Loading (IML) and Dynamic Mechanical Loading (DML) tests.

Mechanical Loading (ML) tests as a general test of module strength

ML test has long been hailed as the de-facto test for evaluating the mechanical strength of solar modules, especially with IEC 61215 having included the 6500 Pa requirement for passing the standard. An ML test is setup with a solar module mounted flat on a standard mounting system, with 6500 Pa of weight force placed on top of the module to put stress on the solar module, shown in Figure 1. For a standard 60-cell module, this is equivalent to 1,105 kg of load on top of a single module. EL pictures and power measurements are performed on the module before and after the ML test with the passing criteria of power degradation <5%.




Figure 1: left) ML setup using sand bags to achieve the desired downward force, right) simplified force diagram.

The ML test is easy to setup, and gives a good indication of general module strength, however, it is frequently mistaken for a test that estimates the reliability against settled snow on a pitched rooftop installation.

Inhomogeneous Mechanical Loading (IML) to test the reliability against snow on pitched roofs

Despite the stringent requirement of modules passing the above 5400 Pa ML tests, frame breakages due to snow on pitched roofs have become quite common in markets known for long winters, such as Europe, US and Japan. In order to better simulate the mechanical stress of snow settling on pitched residential installations, TUV Rheinland has created the IML test, which is sometimes referred to as non-uniform snow load test. The test begins with 240 hours of Humidity Freeze (HF 10) test on the module, to simulate the freezing conditions. Then a carefully designed set of weights are placed on top of the test module installed at 37° angle. The majority of the weights are located near the bottom frame, with lesser weights toward the top of the module. The result is an uneven distribution of weights spread across the bottom 2/3 of the test module, that simulate the enormous load exerted by settled snow around the eaves, shown in Figure 2.




Figure 2: left) IML setup using even weights on a pitched module installation, right) simplified force diagram that simulates the effects of settled snow.

WINAICO's standard module has successfully passed the 6000 Pa IML test with less than 5% power degradation. A closer inspection of the force diagram shows the 6000 Pa IML force is the vector sum of a 4792 Pa perpendicular force (F_P) and a 3611 Pa horizontal force (F_H). The horizontal force F_H directly pushes against the weakest points of the frame, as a pile of snow, pulled down by gravitational force, would. By adding a 1.5 safety factor, WINAICO is certified to withstand 4000 Pa of non-uniform snow load, a pressure that simulates around 50 cm of settled snow on a pitched roof.

Dynamic Mechanical Loading (DML) to simulate the effects of typhoons

One area constantly overlooked by the traditional solar markets like Europe, is the effects of strong wind on solar modules, due to lack of typhoons and other wind related natural disasters. But as residents of Japan and other South East Asian countries can testify, more than 30% of all tropical typhoons pass through Japan and South East Asia every year. Therefore, a DML test performed by a reputable laboratory becomes a great tool for manufacturers to improve solar modules' resistance to strong wind. WINAICO has worked with Taiwan's leading research institute, ITRI, to perform the DML tests. The setup in Figure 3 shows a

horizontally mounted solar module joined to 16 computer-controlled vacuum cups. The vacuum cups are programmed to deliver push-pull forces on the module, to simulate effects of strong wind.

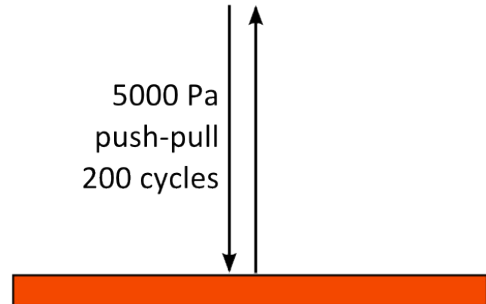



Figure 3: left) DML setup with computer controlled vacuum cups to provide alternating bidirectional forces, right) simplified force diagram that simulates the effects of strong wind.

Based on ITRI’s extensive research, the test criteria, of 5000 Pa for 200 cycles, simulates the strongest possible typhoon, which is more than level 17 on the Beaufort scale. With less than 0.29% power degradation, it means WINAICO’s modules can survive in wind speeds faster than 220 km/h, when mounted on equally secure mounting system.

Summary

Due to the nuances in ML, IML and DML tests, the onus is on the manufacturers to understand the target markets’ applications and needs, then choose the right reliability tests to satisfy the customers. The summary of the differences are shown in Table 1 below.

	ML	IML	DML
Setup	6500 Pa on a horizontal module	6000 Pa unevenly spread on a pitched module	5000 Pa 200 cycles with push-pull forces on a horizontal module
Practical usage	1,105 kg load	50 cm settled snow	220 km/h wind
Applications	General application	Settled snow on pitched roof	Typhoon prone areas

Table 1: outline of differences in stress tests and their applications.